




Championship Chess

Welcome to *The World of Chess*



www.championshipchess.net



Click to Enter the World of Chess




Then, Login with your Username and Password.

Enter the world of chess. ✕

Username:

Password:


Login Cancel



The Hall of Kings

You will be welcomed to the Hall of Kings.





Click "?": Find Out More

- The door: How do I go into the World of Chess
- The Avatar: How do I look in the World of Chess?
- The Podium: How am I ranked in the World of Chess?



Find Your Class Standings

When you click the podium, you will find where you stand with the rest of your group.


Championship Chess

YOU:
CHESTER

YOUR CLUB: 29 MEMBERS PAGE 1/5

DANIEL	
SIMON	
THE CHAMP	
TINY	
BILL	
BILL	


CLOSE BOOK NEXT ?



Change Your Avatar

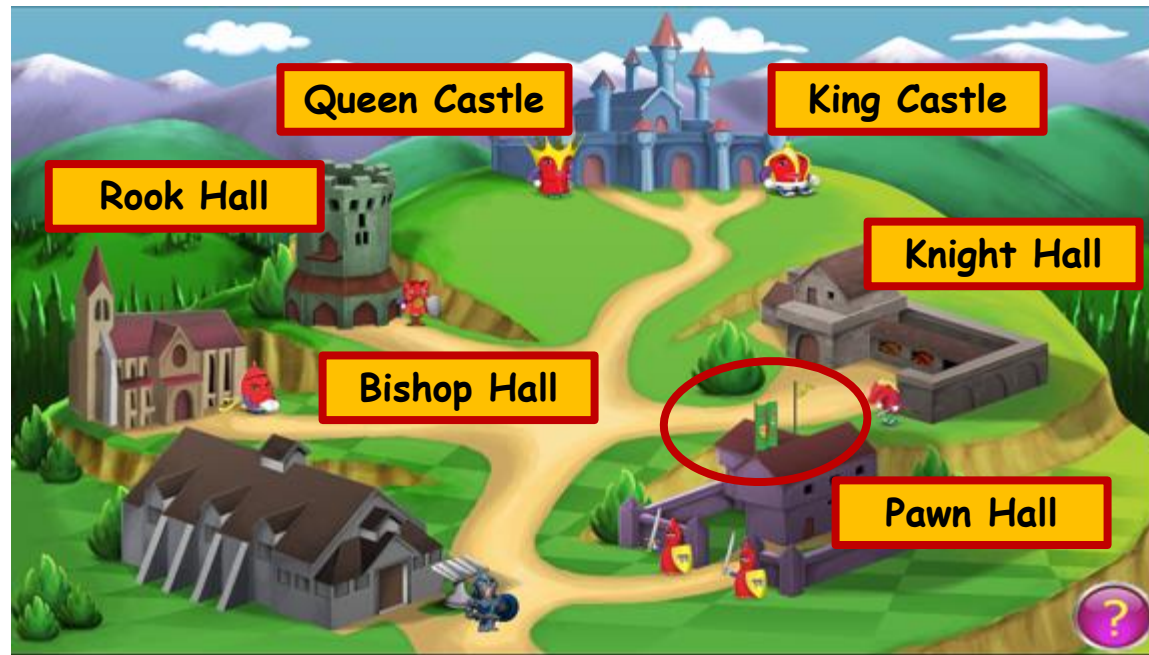
- Pick your skin tone.
- Design your armor.
- Choose your gender.






The World of Chess

Click the door to exit the Hall of Kings and enter the World of Chess. Click any "Hall" to find information.

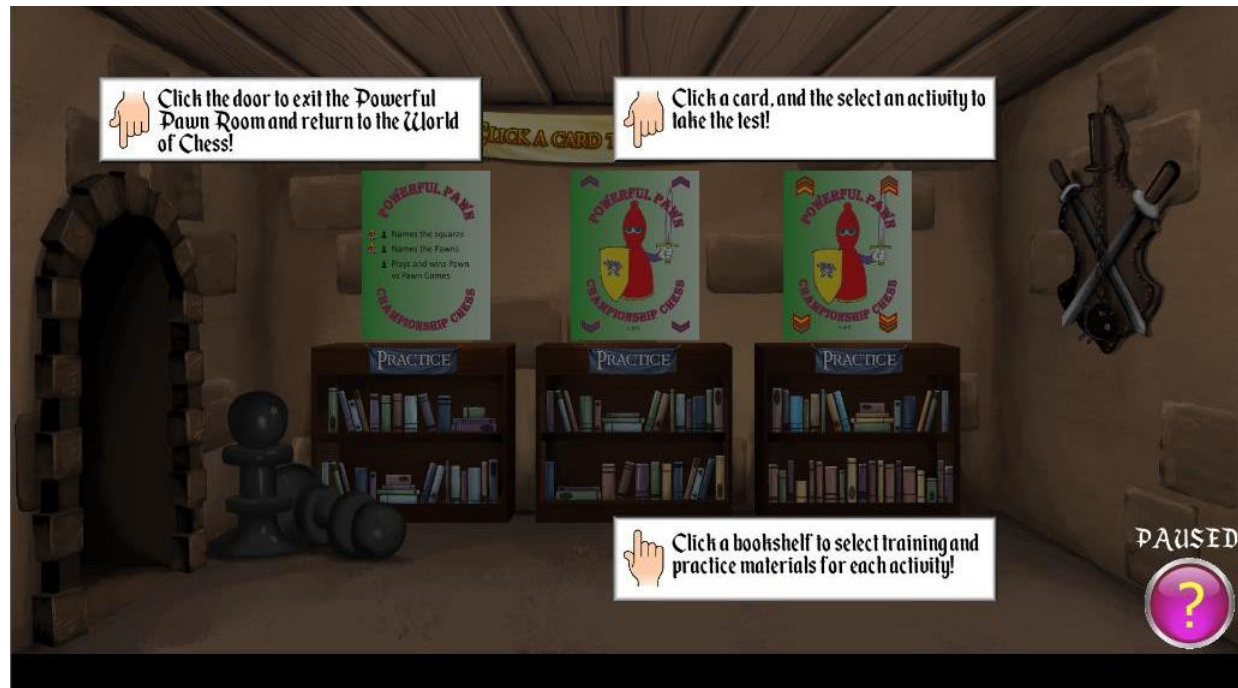



To start earning achievement cards, enter the Pawn Hall, where your flag is flying.



Click "?" to learn more.


- Door: Exit back to the World of Chess
- Bookcase: Find videos, activities, puzzles & challenges.
- Achievement Cards: If a card is flipped over, you can take a test. You can travel and learn anywhere, but you must achieve each card in order.






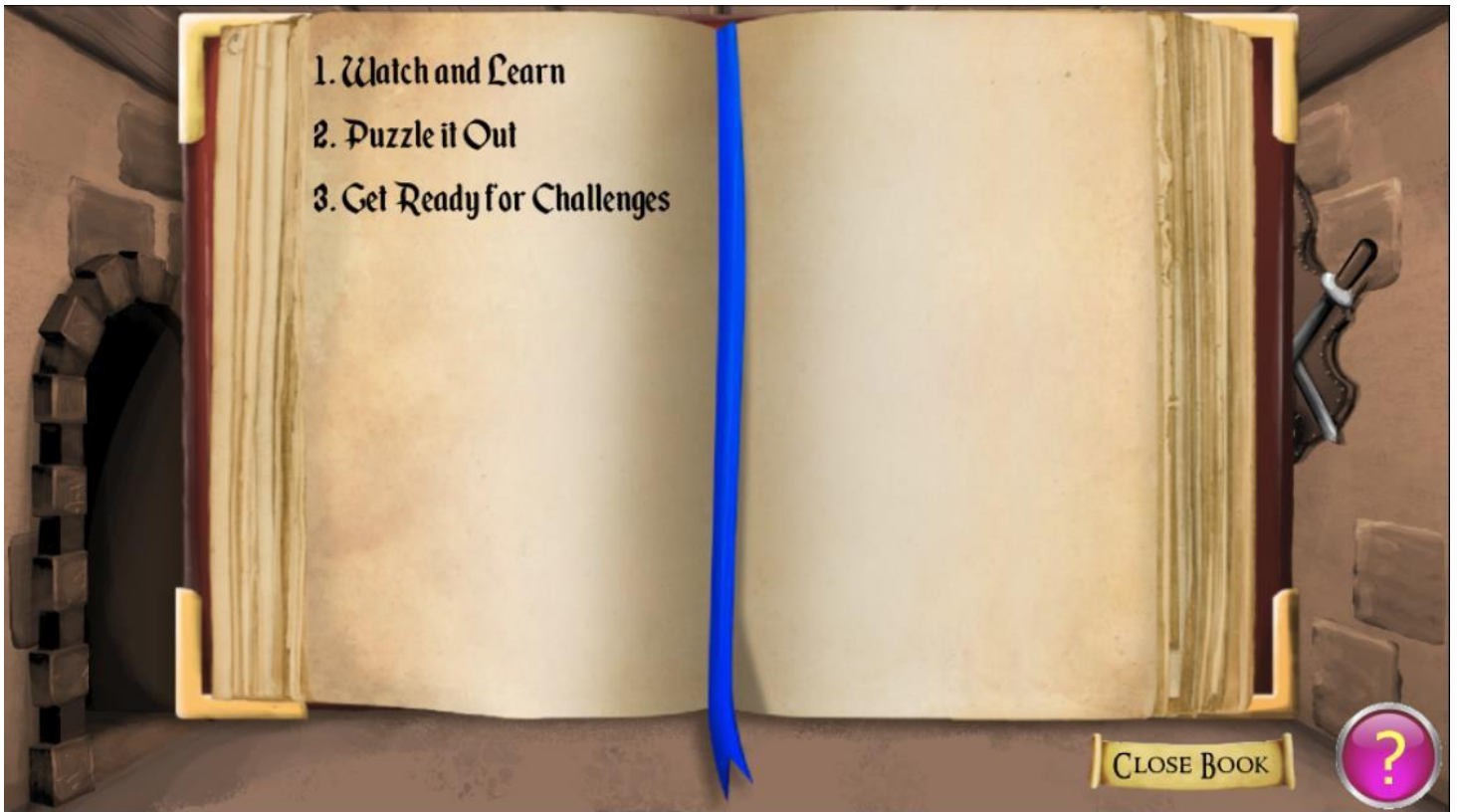
Click a Bookcase


Click the bookcase below the Achievement Card. Each bullet on the Achievement Card has a matching book. Click on the book to learn about and practice each concept.



Open a Book

- Watch and Learn: Videos and activities for information
- Puzzle It Out: Puzzles to apply what you've learned
- Get Ready for Challenges: Practice to take the tests





Watch and Learn

Short videos and PDF activities introduce concepts and provide further information.

Championship Chess

The interface displays a book with the following content:

Icon	Duration	Title
Video	2:53	Pawn Moves and Block
Video	1:47	Pawn Capture
Video	2:17	Quick Review of Pawn Races
Video	1:27	Pawn v Pawn Apart
Video	3:25	2 Pawns v 2 Pawns Adjacent
Video	1:46	2 Pawns v 2 Pawns Head to Head
Video	3:25	3 Pawns v 3 Pawns
Video	2:58	3 Pawns v 3 Pawns Whites Better Option
PDF		Pawn Moves Activity
PDF		Pawn Captures Activity
PDF		Pawn vs Pawn Game Rules
PDF		Pawn and Pawn Games Activity
PDF		Pawn and Pawn Game Strategies

MAKE SURE ANY POPUP BLOCKERS ARE DISABLED!


RETURN TO TABLE OF CONTENTS

CLOSE BOOK

?


Puzzle It Out

The puzzles make you stop and think about the concept you've learned. If you get a wrong answer, you'll get tips and hints to get it right the next time.



Ready for Challenges

The Challenges look like the tests you'll take to achieve each card. In fact, if you can't pass a test, we'll send you back to practice so you can try again.




Be aware, the circle to the side tells you whose move it is. On top, and filled in, it's Black to move. On the bottom and light, it's White to move.



Be the first to get one Pawn to the other side safely OR capture all of your opponent's Pawns.





Take a Test


If a card is turned up, you can click to take the tests for that card. When a test is completed, a "King Bullet" appears by the concept.

POWERFUL PAWN

- Names the squares
- Names the Pawns
- Plays and wins Pawn vs Pawn Games

CHAMPIONSHIP CHESS





Work your way through the World: One card at a time!

Powerful Pawns
Battling Bishops
Mighty Knights
Rockin' Rooks
Queen's Quests
Kickin' Kings



The Castle: You Against the Computer



Enter the Center Door of the Castle to put your chess study to work. Play full Chess Games against the computer or challenge yourself with more Focused Opening Study.

(Note: Work in the Queen and King Halls, the right and left doors, is still in progress.)

Game Play in the Castle




Click “Play Game Against the Computer” and you will be able to choose your color and your difficulty level. If you click “OK,” then you’ll open the chess board and play against the computer.

BUT... If you choose your difficulty level and click “BACK,” then you’re ready for Opening Study in the Bookcase!

Opening Study in the Castle

Now, you're ready for a unique experience.

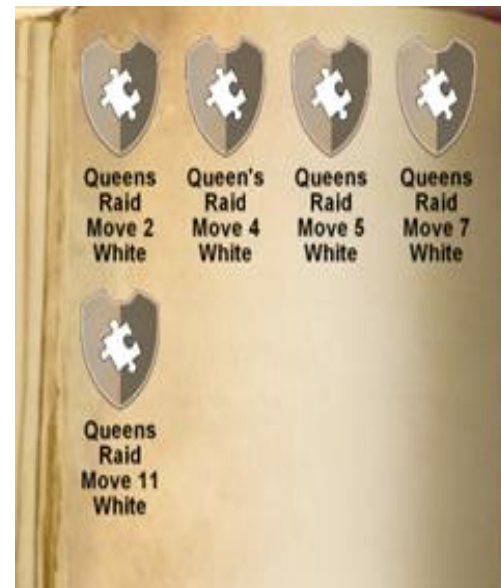


Click the filled bookshelf to open a row of books. Each contains openings of a specific type. These practice games go no more than 26 moves so that you can really work on your opening play.

- Double King-Pawn Openings
- Queen-Pawn Openings
- Non-Double King-Pawn Openings

NOTE: Keep checking back: You see a lot of empty bookshelves and we plan to fill them up with Openings, Tactics and Endgame Study.

Step-by-Step Opening Play



1. Click a book and you'll find a list of Openings.
2. Click the Opening you want to find options for the move number at which you'll start playing against the computer.
(Note: We recommend that you start with the highest move number to help you practice the most complete main line of the Opening. In the example above, try Queens Raid Move 7 or 11.)